
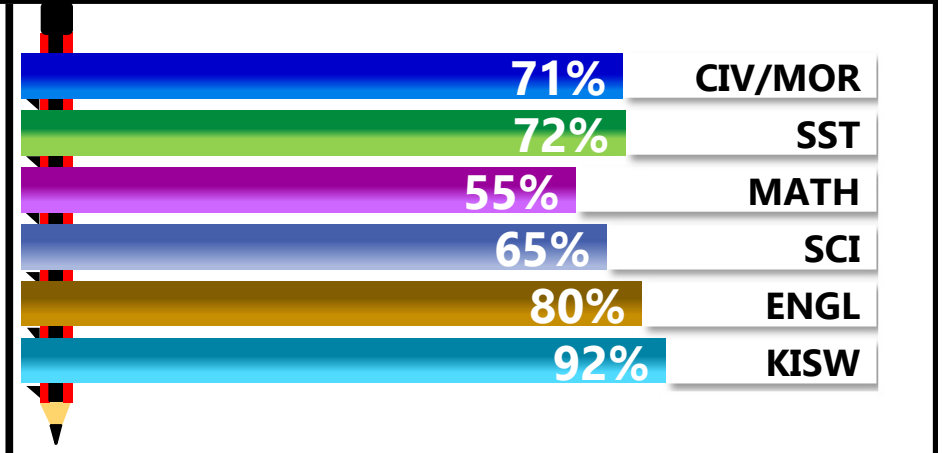
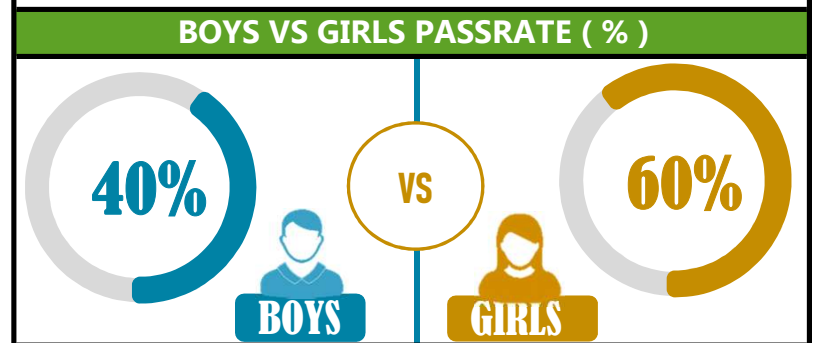
		<h1>MWALIMU ANNA</h1>			
REGION: ARUSHA		SCHOOL AVERAGE	217.7	OVERALL GRADE	
DISTRICT: KARATU				Category	
ABOVE 40					

SUBJECT PERFORMANCE ANALYSIS

SUBJECT NAME	AVG	%	RNK
KISWAHILI	45.9	92%	1
ENGLISH	39.8	80%	2
SOCIAL STUDIES	36.1	72%	3
CIVIC & MORAL	35.6	71%	4
SCIENCE	32.6	65%	5
MATHEMATICS	27.7	55%	6
BOYS/GIRLS PASS RATE	STD	AVG	%
BOYS	23	0.40	40%
GIRLS	37	0.60	60%



GRADE ANALYSIS SUMMARY					
SUBJECT NAME/GRADE	A	B	C	D	E
MATHEMATICS	1	20	30	9	0
KISWAHILI	58	2	0	0	0
ENGLISH	29	29	2	0	0
SCIENCE	2	38	20	0	0
SOCIAL STUDIES	18	32	9	1	0
CIVIC AND MORAL	6	45	8	0	0
OVERALL GRADE ANALYSIS	NO.	SEATED	%		
A	7	60	12%		
B	48		80%		
C	5		8%		
D	0	0	0%		
E	0		0%		



OVERALL PERFORMANCE ANALYSIS		
REGISTERED	60	100%
SEATED	60	100%
ABSENTEES	0	0%
PASSED	60	100%
FAILED	0	0%

INDEX	NAME	SEX	MATHEMATICS		KISWAHILI		ENGLISH		SCIENCE		SOCIAL STUDIES		CIVIC & MORAL		TOTAL	AVERAGE	OVERALL GRADE	SCH POSITION	OVERALL POSITION
1	CAREEN SAMWEL SIMWALA	F	39	B	50	A	49	A	39	B	46	A	41	A	264	44	A	1	159
2	LUTUFYO PETER MWAIJANDE	M	40	B	49	A	43	A	40	B	48	A	40	B	260	43	A	2	214.5
3	AYUBU HAMISI SAIDI	M	38	B	49	A	42	A	39	B	46	A	45	A	259	43	A	3	228
4	MAJID ALPHAN SELEMANI	M	38	B	48	A	44	A	41	A	45	A	42	A	258	43	A	4	241.5
5	ESTHER HUMPHREY KADUGA	F	35	B	50	A	42	A	38	B	46	A	43	A	254	42	A	5	293
6	BARAKA JULIUS OLOBOSEKI	M	42	A	47	A	42	A	40	B	41	A	41	A	253	42	A	6	308
7	ALOOLA PIUS RWIZA	F	40	B	49	A	46	A	37	B	44	A	35	B	251	42	A	7	339.5
8	IRENE EMANUEL PASCHALI	F	32	B	48	A	42	A	35	B	45	A	40	B	242	40	B	8.5	500
9	SILAS MASINGISA MOLLEL	M	33	B	47	A	43	A	40	B	41	A	38	B	242	40	B	8.5	500
10	ANDREA STANLAY MARTIN	M	25	C	48	A	44	A	36	B	46	A	42	A	241	40	B	10	524
11	BENEDICT PAULO KITELEKI	M	30	C	47	A	41	A	42	A	36	B	44	A	240	40	B	12	547
12	NAVURI MUSSA CHIKWAO	F	31	B	50	A	45	A	34	B	40	B	40	B	240	40	B	12	547
13	ELIZABETH KANUTI ERNEST	F	30	C	49	A	42	A	34	B	44	A	40	B	239	40	B	14	569
14	JUMA HASSAN RAMADHAN	M	36	B	47	A	40	B	39	B	41	A	36	B	239	40	B	14	569
15	AKIM CHARLES LYIMO	M	31	B	45	A	41	A	39	B	42	A	40	B	238	40	B	15	591.5
16	DANIEL DAVID OKATTA	M	27	C	48	A	39	B	37	B	44	A	38	B	233	39	B	17	706.5
17	NESERIAN EMMANUEL MOLLEL	F	25	C	48	A	48	A	34	B	45	A	33	B	233	39	B	17	706.5
18	MARIA ELIAS NDURWAI	F	31	B	49	A	45	A	36	B	36	B	35	B	232	39	B	19	729
19	NEEMA RICHARD LAIZER	F	30	C	48	A	44	A	33	B	41	A	36	B	232	39	B	19	729
20	OBADIA OLAVU BEHILE	M	35	B	47	A	40	B	36	B	37	B	36	B	231	39	B	20	750
21	MAGRETH JOSEPH MASWE	F	24	C	45	A	47	A	35	B	40	B	37	B	228	38	B	21	810
22	GLORY STEVEN MISIGARO	F	34	B	47	A	27	C	33	B	46	A	38	B	225	38	B	23	878.5
23	MARIA MARTIN BATHOLOMEO	F	28	C	49	A	42	A	34	B	40	B	32	B	225	38	B	23	878.5

INDEX	NAME	SEX	MATHEMATICS		KISWAHILI		ENGLISH		SCIENCE		SOCIAL STUDIES		CIVIC & MORAL		TOTAL	AVERAGE	OVERALL GRADE	SCH POSITION	OVERALL POSITION
24	ALOYCE STEVEN KAWISHE	M	31	B	45	A	44	A	35	B	34	B	34	B	223	37	B	25	914.5
25	GYMSON ZACHARIA KIMALI	M	30	C	45	A	40	B	33	B	37	B	38	B	223	37	B	25	914.5
26	MARTHA JOSEPH GWANDU	F	31	B	47	A	37	B	30	C	40	B	37	B	222	37	B	27	941
27	SEREMONI LAWRENCE MOLLEL	M	29	C	44	A	40	B	31	B	39	B	39	B	222	37	B	27	941
28	ABDUL SHABAN MOHAMED	M	28	C	45	A	40	B	35	B	39	B	33	B	220	37	B	29	1000
29	JOYCE JOSEPH PETER	F	34	B	47	A	31	B	35	B	33	B	40	B	220	37	B	29	1000
30	STELLA ELIBARIKI MICHAEL	F	25	C	49	A	39	B	31	B	36	B	39	B	219	37	B	30	1025
31	ELIA CHARLES PETER	M	29	C	44	A	41	A	34	B	36	B	33	B	217	36	B	32	1077.5
32	LATIPHA LEORNARD MWAKANG'	F	23	C	46	A	45	A	31	B	35	B	37	B	217	36	B	32	1077.5
33	MONICA JACKSON JOHN	F	22	C	44	A	43	A	36	B	35	B	37	B	217	36	B	32	1077.5
34	FLORENCE LONGIDA RASIAN	F	27	C	48	A	42	A	28	C	37	B	32	B	214	36	B	34	1151
35	EMANUEL EDWARD NAISUMASHI	M	27	C	46	A	40	B	32	B	32	B	35	B	212	35	B	36	1188.5
36	FLORA DOMINIC SULLE	F	29	C	47	A	34	B	30	C	36	B	36	B	212	35	B	36	1188.5
37	HELLEN ALEX MRAMBA	F	31	B	42	A	36	B	27	C	42	A	34	B	212	35	B	36	1188.5
38	ANDREW MATEY KIMARIO	M	34	B	48	A	34	B	31	B	34	B	30	C	211	35	B	38	1206.5
39	NAVONEIWE KATAVO MDENDU	F	23	C	42	A	42	A	28	C	33	B	39	B	207	35	B	40	1285
40	CHARITY JULIUS MICHAEL	F	27	C	44	A	37	B	31	B	33	B	34	B	206	34	B	41	1305.5
41	CATHERINE JOHN PAULO	F	25	C	46	A	42	A	26	C	32	B	33	B	204	34	B	43	1359
42	NOREEN NOVATUS MAPESA	F	27	C	43	A	41	A	31	B	32	B	30	C	204	34	B	43	1359
43	STEPHEN EDES SHAYO	M	27	C	40	B	34	B	30	C	40	B	33	B	204	34	B	43	1359
44	ANGEL EVODI LYAMUYA	F	26	C	44	A	38	B	28	C	34	B	33	B	203	34	B	45	1376.5
45	DEBORA PETER SUMBIZI	F	23	C	46	A	45	A	27	C	28	C	33	B	202	34	B	46	1395

INDEX	NAME	SEX	MATHEMATICS		KISWAHILI		ENGLISH		SCIENCE		SOCIAL STUDIES		CIVIC & MORAL		TOTAL	AVERAGE	OVERALL GRADE	SCH POSITION	OVERALL POSITION
46	PRECIOUS GREYSON BRAYSON	F	31	B	45	A	40	B	34	B	25	C	25	C	200	33	B	47	1436.5
47	NEEMA JULIUS OLOBOSEKI	F	25	C	44	A	37	B	31	B	32	B	30	C	199	33	B	48	1460.5
48	FAUSTA YOBU MAGEHEMA	F	28	C	44	A	37	B	28	C	33	B	28	C	198	33	B	50	1486
49	JYMSON PATRIC ISMAIL	M	19	D	45	A	39	B	35	B	26	C	34	B	198	33	B	50	1486
50	CAREEN YUDA MMBANDO	F	19	D	44	A	39	B	26	C	31	B	34	B	193	32	B	51	1589.5
51	ALFRED BERNARD MROSO	M	15	D	45	A	32	B	30	C	31	B	39	B	192	32	B	52	1614.5
52	ESTER JOSIAH SIFUNI	F	16	D	44	A	43	A	22	C	33	B	32	B	190	32	B	53	1655.5
53	PRECIOUS MICHAEL NGOKA	F	23	C	46	A	34	B	28	C	25	C	33	B	189	32	B	54	1671
54	REBECCA SHARIFF KISAE	F	19	D	44	A	37	B	28	C	21	C	35	B	184	31	B	55	1757
55	MICHAEL CHRITOPHER MOLLEL	M	15	D	45	A	40	B	24	C	22	C	34	B	180	30	C	56	1826
56	JUDITH KILIAN MWANYALO	F	16	D	45	A	32	B	25	C	29	C	27	C	174	29	C	57	1937
57	MAUREEN DEOGRATIUS	F	18	D	37	B	29	C	30	C	28	C	30	C	172	29	C	58	1972
58	GLORY EMMANUEL KIPIMO	F	21	C	42	A	35	B	21	C	21	C	30	C	170	28	C	59	2000
59	ESTHER SULEMANI MAGANGA	F	12	D	46	A	31	B	25	C	13	D	33	B	160	27	C	60	2125
60	WILBERT WILLIUM OLEBANGUTI	M	21	C	44	A	37	B	37	B	39	B	32	B	210	35	B	39	1229.5